


100% POLYESTER ANTIPIIL FLEECE PLAINS - ES012

Applicant: Mr J. Bank
 Arista (UK) Ltd t/a Oddies Textiles
 Unit 3 Bank House
 Greenfield Road
 Colne
 Lancs
 BB8 9NL

	MTS Lab Reference:	39090509
	Report Date:	11/09/19
	Number of Samples:	3
	Received on:	05/09/19
	Condition received:	Supplied without packaging visibly undamaged condition.

Samples of fleece: "Flo Orange", "Ochre" and "Pink".

The migration of chromium from at least one of the samples was greater than the chromium VI limit of 0.053 mg/kg, full compliance cannot be inferred without chromium VI analysis as required.

RESULTS

Partial EN 71-3:2013+A3:2018 Migration of certain elements	PASS
--	-------------

Prepared by G. S. Kirkland

Date: 11th September, 20 Signature: *G. Kirkland*

Authorised on behalf of MTS

by G. S. Kirkland, Lab Manager

Date: 11th September, 20 Signature: *G. Kirkland*

Page 1 of 3 pages.

This report is issued in accordance with MTS (UK)'s terms and conditions which are available on request.

Modern Testing Services (UK) Limited

Modern Testing Services (UK) Limited, 118 Lupton Avenue, Leeds, LS9 6ED, UK

Tel (44) 0844 556 5596 / 0113 240 7011 Fax: (44) 0113 240 9350 Email: info@mts-uk.co.uk Website: www.mts-uk.co.uk

Registered Company 7337435

VAT Registration Number: 997452852

Partial EN 71-3:2013+A3:2018 Migration of certain elements

Category III - Scraped off material**PASS**

The Partial (18 element) EN 71-3 screening test tests for the migration of 16 of the 19 'elements' restricted by EN 71-3:2013+A3:2018;

Please note that a new chromium VI limit of 0.053 mg/kg, imposed by EU Directive 2018/725 will come into force on 18 November 2019, applicable to toys which are placed on the market from this date. This has been applied to the samples tested; if inapplicable, this can be reverted to the previous limit of 0.2 mg/kg on request.

The migration of chromium from at least one of the samples was greater than the chromium VI limit of 0.053 mg/kg, full compliance cannot be inferred without chromium VI analysis as required.

Compliance with the chromium III and organic tin limits may be inferred from low results from these analyses (see below).

- A. ES012 Flo orange fabric
- B. ES012 Ochre fabric
- C. ES012 Pink fabric

The material(s) complied with the limits of the 16 elements specifically analysed for (see analysis table).

The migration of chromium from the sample(s) was not greater than the chromium III limit of 460 mg/kg, the material(s) can therefore be inferred as complying with the chromium III limit.

The migration of tin from the sample(s) was determined to be not greater than 4.9 mg/kg, which, when expressed in the form of tributyl tin, would not be greater than the organic tin limit of 12 mg/kg, the material(s) can therefore be inferred as complying with the organic tin limit.

~~~End of page~~~

Method of test: Partial EN 71-3:2013+A3:2018 Migration of certain el

ANALYSIS RESULTS


Category 3

Date of test: 10/09/19

Samples marked \* were sieved, those marked # were centrifuged. Details of additional acid required to lower pH and solvent used for extraction appear in [ ] in sample description.  
 Deviations from standard method: pH of conventional polymers and textiles not checked; samples only filtered if required to prevent ICP blockages.  
 Solid to acid extractant ratio exceeded 1:50 with sample weights below 100 mg and when additional acid was used to lower pH.  
 Quantities of soluble metals determined by inductively coupled plasma spectroscopy.  
 Test results marked ^ are within the area to which uncertainty of measurement applies & compliance/non-compliance cannot be inferred.

| Metals | Al    | Sb  | As | Ba    | B     | Cd | Cr    | Co  | Cu   | Pb | Mn    | Hg | Ni  | Se  | Sr    | Sn     | Zn    |
|--------|-------|-----|----|-------|-------|----|-------|-----|------|----|-------|----|-----|-----|-------|--------|-------|
| Limits | 70000 | 560 | 47 | 18750 | 15000 | 17 | 460.2 | 130 | 7700 | 23 | 15000 | 94 | 930 | 460 | 56000 | 180000 | 46000 |

|                | Wt (Mg) | Al | Sb  | As  | Ba  | B   | Cd  | Cr    | Co  | Cu  | Pb    | Mn  | Hg  | Ni  | Se  | Sr  | Sn    | Zn  |
|----------------|---------|----|-----|-----|-----|-----|-----|-------|-----|-----|-------|-----|-----|-----|-----|-----|-------|-----|
| A              | 206     | 7  | < 5 | < 1 | < 5 | < 5 | < 1 | 0.100 | < 5 | < 5 | 0.3   | < 5 | < 1 | < 5 | < 5 | < 5 | < 1.0 | < 5 |
| B              | 208     | 9  | 6   | < 1 | < 5 | < 5 | < 1 | 0.158 | < 5 | < 5 | 0.5   | < 5 | < 1 | < 5 | < 5 | < 5 | < 1.0 | < 5 |
| C              | 196     | 8  | < 5 | < 1 | < 5 | < 5 | < 1 | 0.084 | < 5 | < 5 | < 0.1 | < 5 | < 1 | < 5 | < 5 | < 5 | < 1.0 | < 5 |
| END OF SAMPLES |         |    |     |     |     |     |     |       |     |     |       |     |     |     |     |     |       |     |



# TEST REPORT

## PLAIN FLEECE - ES012



### Applicant

Mr J. Bank  
Oddies Textiles  
Unit 3, Bank House  
Greenfield Road  
Colne  
Lancashire  
BB8 9NL

### Tests requested

EN 71-3:2013+A1:2014 Migration of certain elements

Number of samples: 1 received on 17th November, 2016.

Supplied without packaging in visibly undamaged condition.



### Product Description

Red fleece textile

**RESULTS**    **PASS**    EN 71-3:2013+A1:2014 Migration of certain elements

Prepared by G. S. Kirkland

Date: 21st November, 2016

Signature:

Handwritten signature of G. S. Kirkland in black ink.

Authorised on behalf of MTS

by G. S. Kirkland, Lab Manager. Date: 21st November, 2016

Signature:

Handwritten signature of G. S. Kirkland in black ink.

Page 1 of 3 pages.

**EN 71-3:2013+A1:2014 Migration of certain elements****Category III - Scraped off material****PASS**

The EN 71-3 screening test used by MTS (UK) tests for the migration of 16 of the 19 'elements' restricted by EN 71-3:2013;

It does not test for the presence of chromium III, chromium VI or organic tin specifically, it does however test for chromium and tin and compliance with the limits for chromium III, chromium VI or organic tin may be inferred from low results from these analyses (see below).

A. Red fleece textile

The material complied with the limits of the 16 elements specifically analysed for (see analysis table).

The migration of tin from the sample was determined to be not greater than 4.9 mg/kg, which, when expressed in the form of tributyl tin, would not be greater than the organic tin limit of 12 mg/kg, the material can therefore be inferred as complying with the organic tin limit.

The migration of chromium from the sample was not greater than the chromium III limit of 460 mg/kg or the chromium VI limit of 0.2 mg/kg, the material can therefore be inferred as complying with the chromium III and chromium VI limits.

~~~End of page~~~

Method of test: EN 71-3:2013+A1:2014 Migration of certain element **ANALYSIS RESULTS** **Category 3** Date of test: 00/00/00

Samples marked * were sieved, those marked # were centrifuged. Details of additional acid required to lower pH and solvent used for extraction appear in [] in sample description.
 Deviations from standard method: pH of conventional polymers and textiles not checked; samples only filtered if required to prevent ICP blockages.
 Solid to acid extractant ratio exceeded 1:50 with sample weights below 100 mg and when additional acid was used to lower pH.
 Quantities of soluble metals determined by inductively coupled plasma spectroscopy.
 Test results marked ^ are within the area to which uncertainty of measurement applies & compliance/non-compliance cannot be inferred.

| Metals | Al | Sb | As | Ba | B | Cd | Cr | Co | Cu | Pb | Mn | Hg | Ni | Se | Sr | Sn | Zn | |
|---------|-----------------------|-----|----|-------|-------|-----|-------|-------|------|-----|-------|-----|-----|-----|-------|--------|-------|-----|
| Limits | 70000 | 560 | 47 | 18750 | 15000 | 17 | 460.2 | 130 | 7700 | 160 | 15000 | 94 | 930 | 460 | 56000 | 180000 | 46000 | |
| Wt (Mg) | | | | | | | | | | | | | | | | | | |
| A | 214
END OF SAMPLES | < 5 | 20 | < 1 | < 5 | < 5 | < 1 | < 0.1 | < 5 | < 5 | < 5 | < 5 | < 1 | < 5 | < 5 | < 5 | < 1 | < 5 |

TEST REPORT

PLAIN FLEECE - ES012



Applicant

Mr J. Bank
Oddies Textiles
Unit 3, Bank House
Greenfield Road
Colne
Lancashire
BB8 9NL

Tests requested

EN 71-3:2013+A1:2014 Migration of certain elements

Number of samples: 1 received on 17th November, 2016.

Supplied without packaging in visibly undamaged condition.



Product Description

Blue fleece textile

RESULTS **PASS** EN 71-3:2013+A1:2014 Migration of certain elements

Prepared by G. S. Kirkland

Date: 21st November, 2016

Signature:

Handwritten signature of G. S. Kirkland in black ink.

Authorised on behalf of MTS

by G. S. Kirkland, Lab Manager. Date: 21st November, 2016

Signature:

Handwritten signature of G. S. Kirkland in black ink.

Page 1 of 3 pages.

EN 71-3:2013+A1:2014 Migration of certain elements**Category III - Scraped off material****PASS**

The EN 71-3 screening test used by MTS (UK) tests for the migration of 16 of the 19 'elements' restricted by EN 71-3:2013;

It does not test for the presence of chromium III, chromium VI or organic tin specifically, it does however test for chromium and tin and compliance with the limits for chromium III, chromium VI or organic tin may be inferred from low results from these analyses (see below).

A. Blue fleece textile

The material complied with the limits of the 16 elements specifically analysed for (see analysis table).

The migration of tin from the sample was determined to be not greater than 4.9 mg/kg, which, when expressed in the form of tributyl tin, would not be greater than the organic tin limit of 12 mg/kg, the material can therefore be inferred as complying with the organic tin limit.

The migration of chromium from the sample was not greater than the chromium III limit of 460 mg/kg or the chromium VI limit of 0.2 mg/kg, the material can therefore be inferred as complying with the chromium III and chromium VI limits.

~~~End of page~~~



Method of test: EN 71-3:2013+A1:2014 Migration of certain element


ANALYSIS RESULTS

Category 3

Date of test: 00/00/00

Samples marked \* were sieved, those marked # were centrifuged. Details of additional acid required to lower pH and solvent used for extraction appear in [ ] in sample description. Deviations from standard method: pH of conventional polymers and textiles not checked; samples only filtered if required to prevent ICP blockages. Solid to acid extractant ratio exceeded 1:50 with sample weights below 100 mg and when additional acid was used to lower pH. Quantities of soluble metals determined by inductively coupled plasma spectroscopy. Test results marked ^ are within the area to which uncertainty of measurement applies & compliance/non-compliance cannot be inferred.

| Metals  | Al                    | Sb  | As | Ba    | B     | Cd  | Cr    | Co    | Cu   | Pb  | Mn    | Hg  | Ni  | Se  | Sr    | Sn     | Zn    |     |
|---------|-----------------------|-----|----|-------|-------|-----|-------|-------|------|-----|-------|-----|-----|-----|-------|--------|-------|-----|
| Limits  | 70000                 | 560 | 47 | 18750 | 15000 | 17  | 460.2 | 130   | 7700 | 160 | 15000 | 94  | 930 | 460 | 56000 | 180000 | 46000 |     |
| Wt (Mg) |                       |     |    |       |       |     |       |       |      |     |       |     |     |     |       |        |       |     |
| A       | 210<br>END OF SAMPLES | < 5 | 25 | < 1   | < 5   | < 5 | < 1   | < 0.1 | < 5  | < 5 | < 5   | < 5 | < 1 | < 5 | < 5   | < 5    | < 1   | < 5 |



Our Ref: SW/MG/RM

15 April 2015

**Report 251335/6**

**Page 1 of 3**

Oddies Textiles  
Unit 3 Bank House  
Greenfield Road  
Colne  
Lancashire  
BB8 9NL

Contact: Edward Bank

---

|                       |   |                |
|-----------------------|---|----------------|
| DATE RECEIVED         | : | 13 MARCH 2015  |
| QUALITY/REFERENCE     | : | E5012 – PURPLE |
| REPUTED FIBRE CONTENT | : | NOT GIVEN      |
| FABRIC DESCRIPTION    | : | WOVEN          |

---

REQUEST: EN71-3:2013 Toxicity

---

COMMENTS: See report

---



**S. WISEMAN**  
**LABORATORY MANAGER**



**M. GRAINGER**  
**SENIOR TECHNOLOGIST**

This report shall not be reproduced except in full without the written approval of HSTTS. In all circumstances results of tests are implied as referring only to the sample supplied and should not be construed or interpreted on any other basis. The comments given in the report are for guidance only and are not a part of the results. Opinions and interpretations expressed herein are outside the scope of UKAS accreditation.

This test has been sub-contracted

Category III Analysis results

**PASS**

**Category III - Scraped off material**

The EN 71-3 screening test used by MTS (UK) tests for the migration of 16 of the 19 'elements' restricted by EN 71-3:2013;

It does not test for the presence of chromium III, chromium VI or organic tin specifically, it does however test for chromium and tin and compliance with the limits for chromium III, chromium VI or organic tin may be inferred from low results from these analyses (see below).

**A. E5012 Purple**

The material complied with the limits of the 16 elements specifically analysed for (see analysis table).

The migration of tin from the sample was determined to be not greater than 4.9 mg/kg, which, when expressed in the form of tributyl tin, would not be greater than the organic tin limit of 12 mg/kg, the material can therefore be inferred as complying with the organic tin limit.

The migration of chromium from the sample was not greater than the chromium III limit of 460 mg/kg or the chromium VI limit of 0.2 mg/kg, the material can therefore be inferred as complying with the chromium III and chromium VI limits.

Our Ref: SW/MG/RM

15 April 2015

**Report 251335/6**

**Page 3 of 3**

**E5012 - Purple**

| Metal | Method                               | Limit  | Results |
|-------|--------------------------------------|--------|---------|
| Al    | Composite<br>BS EN 71-3:2013 Testing | 70000  | 6       |
| Sb    |                                      | 560    | <5      |
| As    |                                      | 47     | <1      |
| Ba    |                                      | 18750  | <5      |
| B     |                                      | 15000  | <5      |
| Cd    |                                      | 17     | <1      |
| Cr    |                                      | 460.2  | <0.1    |
| Co    |                                      | 130    | <5      |
| Cu    |                                      | 7700   | <5      |
| Pb    |                                      | 160    | <5      |
| Mn    |                                      | 15000  | <5      |
| Hg    |                                      | 94     | <1      |
| Ni    |                                      | 930    | <5      |
| Se    |                                      | 460    | <5      |
| Sr    |                                      | 56000  | <5      |
| Sn    |                                      | 180000 | <1      |
| Zn    |                                      | 46000  | <5      |

Samples marked \* were sieved, those marked # were centrifuged. Details of additional acid required to lower pH and solvent used for extraction appear in [ ] in sample description.

Solid to acid extractant ratio exceeded 1:50 with sample weights below 100 mg and when additional acid was used to lower pH.

Quantities of soluble metals determined by inductively coupled plasma spectrophotometry.

All results are expressed in mg/Kg based on toy material after analytical correction factors have been applied