

TEST REPORT

For: DESIZED & SCOURED 100% COTTON CALICO - C4058



Applicant


Mr J. Banks
Arista (uk) Ltd T/A Oddies Textiles
Unit 3 Bank House
Greenfield Road
Colne
Lancs
BB8 9NL

Tests requested

EN 71-3:2013+A1:2014 Migration of certain elements

Number of samples: 1 received on 9th June, 2015.

Supplied without packaging in visibly undamaged condition.



Product Description

A sample of cream calico.

RESULTS **PASS** EN 71-3:2013+A1:2014 Migration of certain elements

Prepared by G. S. Kirkland

Date: 15th June, 2015

Signature:

Handwritten signature of G. S. Kirkland in black ink.

Authorised on behalf of MTS

by G. S. Kirkland, Lab Manager. Date: 15th June, 2015

Signature:

Handwritten signature of G. S. Kirkland in black ink.

Page 1 of 3 pages.

EN 71-3:2013+A1:2014 Migration of certain elements**Category III - Scraped off material****PASS**

The EN 71-3 screening test used by MTS (UK) tests for the migration of 16 of the 19 'elements' restricted by EN 71-3:2013;

It does not test for the presence of chromium III, chromium VI or organic tin specifically, it does however test for chromium and tin and compliance with the limits for chromium III, chromium VI or organic tin may be inferred from low results from these analyses (see below).


A. Off-white calico textile

The material complied with the limits of the 16 elements specifically analysed for (see analysis table).

The migration of tin from the sample was determined to be not greater than 4.9 mg/kg, which, when expressed in the form of tributyl tin, would not be greater than the organic tin limit of 12 mg/kg, the material can therefore be inferred as complying with the organic tin limit.

The migration of chromium from the sample was not greater than the chromium III limit of 460 mg/kg or the chromium VI limit of 0.2 mg/kg, the material can therefore be inferred as complying with the chromium III and chromium VI limits.

~~~End of page~~~



# MODERN TESTING SERVICES LIMITED

Method of test: EN 71-3:2013+A1:2014 Migration of certain element

## ANALYSIS RESULTS

Category 3

Samples marked \* were sieved, those marked # were centrifuged. Details of additional acid required to lower pH and solvent used for extraction a  
 Deviations from standard method: pH of conventional polymers and textiles not checked; samples only filtered if required to prevent ICP blockages  
 Solid to acid extractant ratio exceeded 1:50 with sample weights below 100 mg and when additional acid was used to lower pH.  
 Quantities of soluble metals determined by inductively coupled plasma spectroscopy.  
 Test results marked ^ are within the area to which uncertainty of measurement applies & compliance/non-compliance cannot be inferred.


| Metals | Al    | Sb  | As | Ba    | B     | Cd | Cr    | Co  | Cu   | Pb  | Mn    | Hg | Ni  |
|--------|-------|-----|----|-------|-------|----|-------|-----|------|-----|-------|----|-----|
| Limits | 70000 | 560 | 47 | 18750 | 15000 | 17 | 460.2 | 130 | 7700 | 160 | 15000 | 94 | 930 |

|   | Wt (Mg)               |     |     |     |     |     |     |       |     |     |     |     |     |
|---|-----------------------|-----|-----|-----|-----|-----|-----|-------|-----|-----|-----|-----|-----|
| A | 212<br>END OF SAMPLES | < 5 | < 5 | < 1 | < 5 | < 5 | < 1 | < 0.1 | < 5 | < 5 | < 5 | < 5 | < 1 |

Prepared by G. S. Kirkland

Date: 15th June, 2015

Signature:



This report shall not be reproduced other than in full without prior written approval by MTS (UK) Ltd. Opinions and interpretations are not within the scope of our UKAS accreditation.